

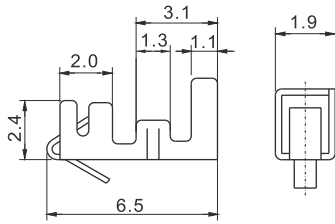


技术参数 (SPECIFICATIONS)

适用线规 (Applicable wires) : AWG#28~AWG#22
 适应基板厚度 (Applicable PC board thickness) : 1.6mm
 温度范围 (Temperature range) : -25°C~85°C
 额定电压 (Voltage rating) : 250V AC/DC
 额定电流 (Current rating) : 3A
 接触电阻 (Contact resistance) : $\leq 0.01 \Omega$
 绝缘电阻 (Insulation resistance) : $\geq 1000M\Omega$
 耐压 (Withstand voltage) : 1000V AC/minute

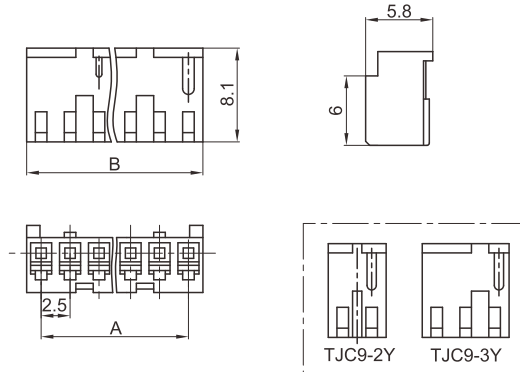
认证 (STANDARDS) :  E200881

端子 TERMINAL



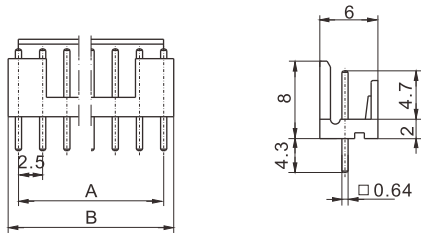
型号 Type	适用导线范围 Wire Range		导线外径 Wire ins.Dis
	mm ²	AWG#	
CH-TJC3	0.08~0.33	28~22	1.2~1.9
材质 · 表面处理 Material and Finish			
磷青铜 镀锡 Phos · bronze Tin · Plated			

阴连接器 HOUSING



线数 Poles	型号 Type	尺寸Dimensions(mm)		线数 Poles	型号 Type	尺寸Dimensions(mm)	
		A	B			A	B
2	TJC9-2Y	2.5	5.0	9	TJC9-9Y	20.0	22.5
3	TJC9-3Y	5.0	7.5	10	TJC9-10Y	22.5	25.0
4	TJC9-4Y	7.5	10.0	11	TJC9-11Y	25.0	27.5
5	TJC9-5Y	10.0	12.5	12	TJC9-12Y	27.5	30.0
6	TJC9-6Y	12.5	15.0	13	TJC9-13Y	30.0	32.5
7	TJC9-7Y	15.0	17.5	14	TJC9-14Y	32.5	35.0
8	TJC9-8Y	17.5	20.0	15	TJC9-15Y	35.0	37.5
材质 · 表面处理 Material and Finish				PA66 UL94V-0			

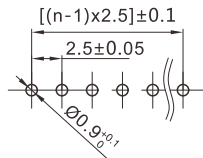
阳连接器 (直式) HEADER (180°)



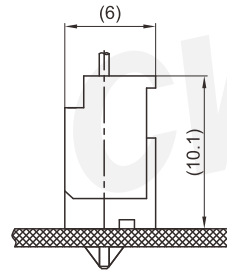
线数 Poles	型号 Type	尺寸Dimensions(mm)	
	直式 (180°)	A	B
2	TJC9-2A	2.5	5.0
3	TJC9-3A	5.0	7.5
4	TJC9-4A	7.5	10.0
5	TJC9-5A	10.0	12.5
6	TJC9-6A	12.5	15.0
7	TJC9-7A	15.0	17.5
8	TJC9-8A	17.5	20.0
9	TJC9-9A	20.0	22.5
10	TJC9-10A	22.5	25.0
11	TJC9-11A	25.0	27.5
12	TJC9-12A	27.5	30.0
13	TJC9-13A	30.0	32.5
14	TJC9-14A	32.5	35.0
15	TJC9-15A	35.0	37.5

材质 · 表面处理 Material and Finish
PA66 UL94V-0; 黄铜 镀锡 Brass Tin · Plated

安装尺寸 MOUNTING MEASUREMENT



PCB Layout



Assembly View (DIM FYI)

CWB